

Using the New HGF/HGCF Grants Portal

Local Farmer Awards applicants - welcome to the New HGF/HGCF Grants Portal! This document will guide you through establishing an account, submitting applications and reports, managing access, and how to get help.

If at any point you need assistance creating an account or logging into an existing account, please reach out to our Grants Team Monday-Friday 9 AM-5 PM:

- grants@hgf.org
- (413) 276-0700, option 2
- To facilitate your support request, it's helpful to include farm name, your name, any additional email addresses you may have used in the past when applying, phone number, description of issue

[New Applicants](#) and [Returning Applicants](#) for the Local Farmer Awards program may be required to create a new account in the new HGF/HGCF Grants system

- If you already established a new account when you submitted a 2024 Project Report, you will login with those credentials.

Creating a New Account

Click the **"New Applicant?"** button under the E-mail field. You will be prompted to enter your name, email address, a username, and create a password. **Your username must be in the form of an email address.** Once you click "Sign Up," you will be redirected to the home page. Please save your username and password in a secure location.

Logging In

The HGF Grants Portal can be accessed through this URL:

<https://haroldgrinspoonfoundation.my.site.com/grants/s/login/>

Please bookmark and save the link. If you already have an account and you've logged in recently, you may be automatically logged in and sent to the home page. If not, accessing this link will send you to the log-in page.

Log in Problems- Resetting Password

If you already established an account with the new portal but are unable to log in or you've forgotten your password, you can reset your password by clicking the **"Forget your password?"** button under the Password field. You will be prompted to enter your username to receive a temporary password. If

you do not know your username there will be a link to recover your username.

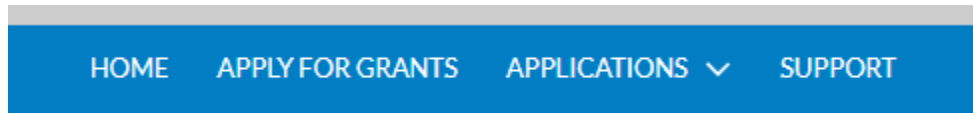
In your email inbox, you will receive an automated email with a temporary password and instructions to reset your account password. **If you don't see it, please try checking your spam folder**, as these emails are often mistakenly flagged as spam.

If you don't receive the temporary password or you're still unable to access your account, please email grants@hgf.org for support. To facilitate your support request, it's helpful to include farm name, your name, any additional email addresses you may have used in the past when applying, phone number, description of issue.

Navigating the New Portal

Home page

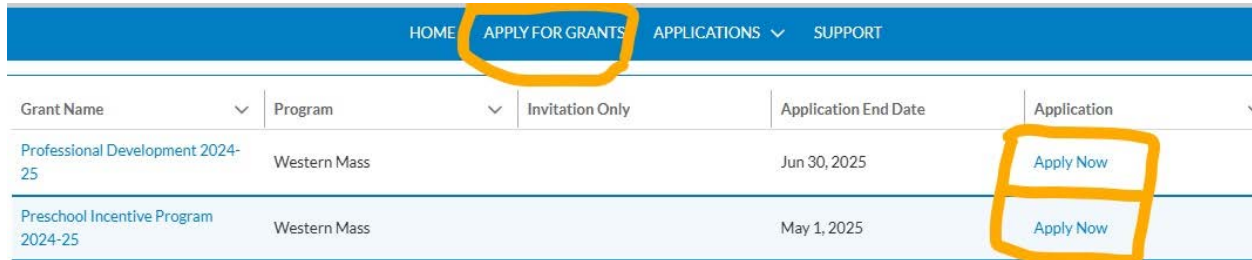
The Home page is where you can easily access upcoming requirements, scheduled payments, pending applications and customer support. Near the top of the page, you will see this banner:



Apply for a New Grant

Click on "Apply for Grants" to display a list of grants for which you may be eligible to apply. If you don't see a grant that you believe you are eligible for, please reach out to grants@hgf.org or submit a Support Case.

Click on the "Apply Now" hyperlink in the far-right column to access a new application. These links will allow you to submit a new application or resume an in-progress application.



Grant Name	Program	Invitation Only	Application End Date	Application
Professional Development 2024-25	Western Mass		Jun 30, 2025	Apply Now
Preschool Incentive Program 2024-25	Western Mass		May 1, 2025	Apply Now

Save and Resume an Application or Report

Many applications and reports allow you to save and resume. If you would like to save an in-progress form and return to it later, select the checkbox next to "Save my progress and resume later." You will be prompted to enter an email address and password. Please note that this login information is separate from your portal login. For ease of use, we recommend using the same email address and password that you use for the portal. **Please save this information as it will be needed to access the form.** A

confirmation message will be sent to the email message you entered with a link to access your in-progress form. Please save and flag this message.

Israel Travel Grant Application

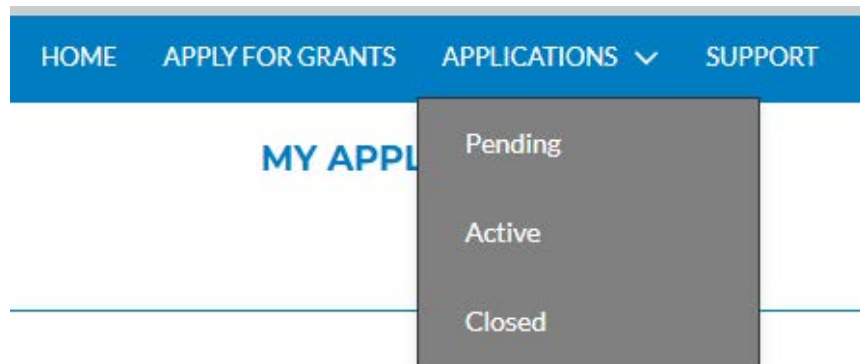
Page: **1** 2

Save my progress and resume later | [Resume a previously saved form](#)

Alternatively, you can access an in-progress form through the **Apply for Grants** tab of the portal, then click “Resume a previously saved form” at the top of the page. You will be prompted to enter the login information you created.

Applications

From the applications tab, you can see all your applications that are Pending, Active, and Closed. **To switch between the categories, use the drop-down menu under “Applications.”**



Pending grants have been submitted and are under review.

Active Grants are approved grants. These grants often have requirements that must be approved before payment is issued.

Closed Grants have been paid, declined, or withdrawn. Please note that past applications from the previous portal may not be visible in the current one.

Managing Applications

Clicking on the **Pending, Active, and Closed** tabs will take you to the grants in those categories. To open an active application, click on the **Application Title**.

MY ACTIVE APPLICATIONS
Active Applications

17 items • Sorted by Application Title • Filtered by All grant records - Status • Updated a few seconds ago

Application Title	Applicatio...	Applying Con...	Applying Organization	Status
1 Jewish Overnight Camping 2010-11	FormTest	9/9/2024	FormTest URJ Crane Lake Camp	Active Grant

Clicking on the **Application Title** will take you to the Grant Details page where you can review the status, award amount, and other information. There are additional tabs to view and manage **Requirements, Application Responses, Payments, Files, and Application Access**.

Status	Awarded Amount	Amount Raised By Program
Active Grant	\$500.00	

GRANT DETAILS REQUIREMENTS APPLICATION RESPONSES PAYMENTS FILES APPLICATION ACCESS MORE

Highlights

Requirements

You can access requirements such as reports, letters of agreement, payment acknowledgements, and banking information from the **Grant Details** page found in **My Active Applications**. Click on **Requirements**, then the **Requirement Title** to submit a report or to check on the status of a submitted report.

Requirement	Type
FormTest FORMS - Life & Legacy Plus 1 & 2 Progress Report	Progress Report

Submit a new requirement

Click on the **“Submit Form”** hyperlink in the Requirement Submission link section. You may also access the form on the home page.

Requirement Submission Link

Requirement Form
[Submit Form](#)

Application Responses

This tab displays a list of your responses to the questions on the grant application. Please note that applications submitted before our portal transition may not display properly. If you are requested to edit any of your responses, you will be able to edit the responses here.

Payments

The **Payments Tab** displays all past and currently scheduled payments for the grant, along with the status. A status of **Contingent** means that a requirement must be completed before the payment can be processed.

Files

The **Files** tab displays attachments that have been submitted.

Sharing Application Access

Application Access allows you to add or remove users to your application. New users will receive an email notification and be able to view the application in their grants portal account. You can share edit with a colleague from the **Grant Detail** page by clicking on “**Application Access**” and then “**Add User.**” You will be prompted to submit the name, email address, and role of the additional user. You may choose to allow view only access or edit access. Edit access will allow additional users to make edits and submit reports.

The screenshot shows a navigation bar with the following tabs: GRANT DETAILS, REQUIREMENTS, APPLICATION RESPONSES, PAYMENTS, FILES, APPLICATION ACCESS (highlighted), and MORE. Below the navigation bar, there are two blue buttons: "Edit Access" and "Add User". The main form area is titled "Please Provide New User Information" and contains the following fields:

- * First Name: Text input field
- * Last Name: Text input field
- * Email: Text input field
- * Access Type: Dropdown menu with "--None--" selected
- * Role: Dropdown menu with "--None--" selected

At the bottom right of the form, there are two buttons: "Go Back" and "Next".

Transferring Ownership

If the primary contact who submitted the grant application is no longer at your organization, or unable to submit their report, ownership of a grant or requirement can be transferred to a different account by our team.

You may contact us via email at grants@hgf.org or via the **Support** tab. Please be sure that your message includes the name of the grant, the current primary contact, and the new contact's name and email address. Please note that only the owner of a grant record can manage the sharing of that grant or add new collaborators.

Logging out

To sign out of your account, click "Logout" from the dropdown next to your name.

Need more help?

The **Support** tab allows you to view your current and past support cases, as well as submit a new case. Use the **Open cases** and **Closed cases** tabs to navigate between the two categories.

To submit a case, fill out the required fields with the Subject, Description, Type, and Grant Track on the right side of the screen. You can also upload any relevant files, such as screenshots, to help us resolve the issue.

SUPPORT

CONTACT CUSTOMER SUPPORT
TELL US HOW WE CAN HELP.

* SUBJECT

* DESCRIPTION

* TYPE
Grants

* GRANT TRACK ⓘ
Search Grant Tracks...

[Upload File](#)

SUBMIT

Clicking a Case Number or Name will show you more details about that case. From the details page, you can also view or submit comments. Comments are a great way to communicate further information to us about the case. If our team has any questions about your issue, we may contact you either through the case comments or via email.

Thank you for your interest in the Harold Grinspoon Foundation's grants. If you have any questions about the grants portal or our grants programs, please contact us by email at grants@hgf.org, submitting a Support Case in the portal, or by calling (413) 276-0700, option 2.